

# Kim Anderson Website Portfolio

by Erin Sato

Art 249 : Interface Design II  
KCC Fall 2005  
December 5, 2005

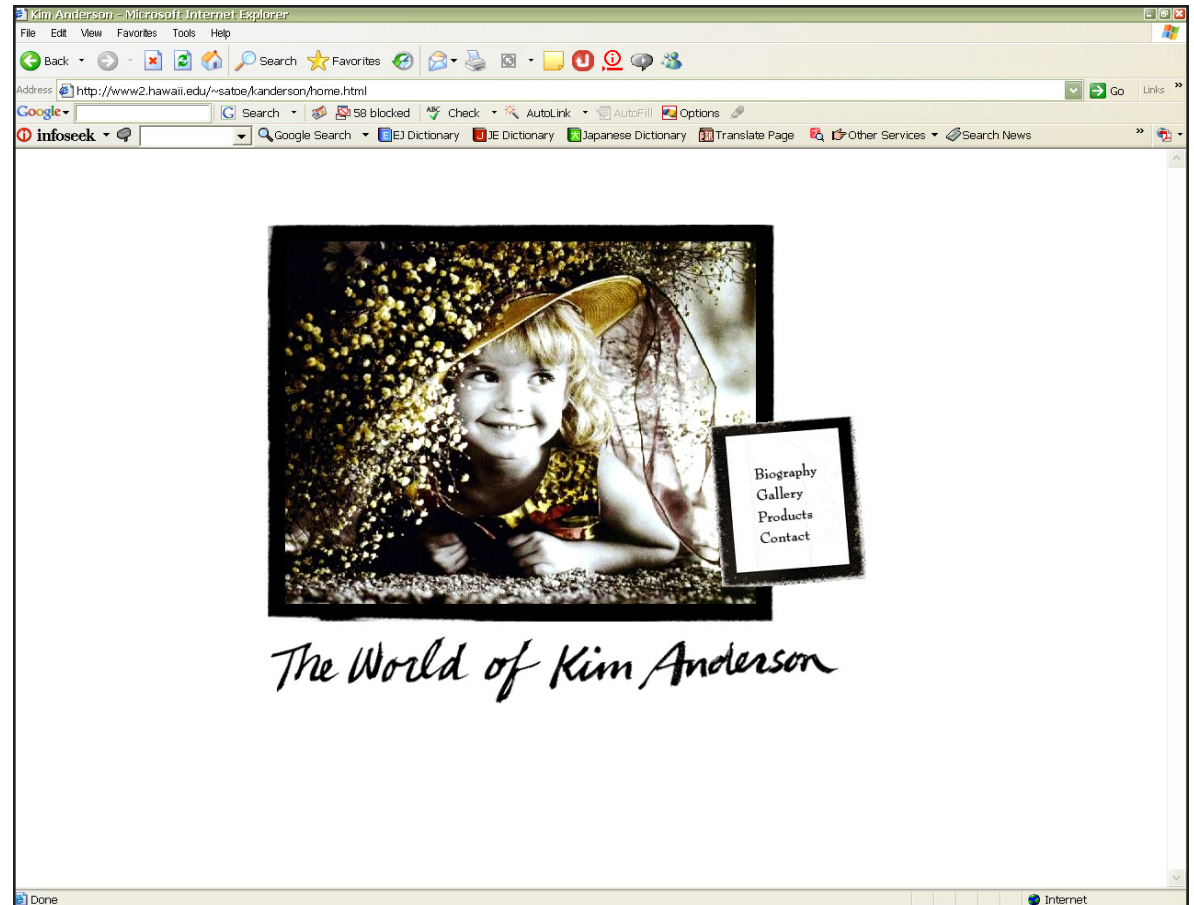
## Kim Anderson Website

1

Kim Anderson website is a portfolio website of black and white photographer, Kim Anderson.

Kim Anderson is a photographer who is famous with his portrays of cute children in a very nostalgic ways. The tint of primary colors added to his black and white photography could be recognized as his trademark.

The purpose of this site is to entertain the audience, anyone who's interested in his artworks by displaying numerous images of his art works and informing them more about the photographer.



Kim Anderson Homepage  
www2.hawaii.edu/~satoe/kanderson/home.html



1 overview




2 sketches



3 site maps




4 page maps



5 first round  
comps



6 second round  
comps



7 final comps



8 html/css code

# Kim Anderson Website Portfolio


by Erin Sato

## Sketches


2

These are the rough sketches of Kim Anderson website.


My design layouts are focused mainly to the enhancement of his artworks, combination of black and white modern style with organic touch.




Modern



White




Nostalgic



Classic



1 overview



2 sketches



3 site maps



4 page maps



5 first round  
comps



6 second round  
comps



7 final comps



8 html/css code

# Kim Anderson Website Portfolio

by Erin Sato

## Site Map

3

Kim Anderson website is simple and focused mainly with a Gallery page.

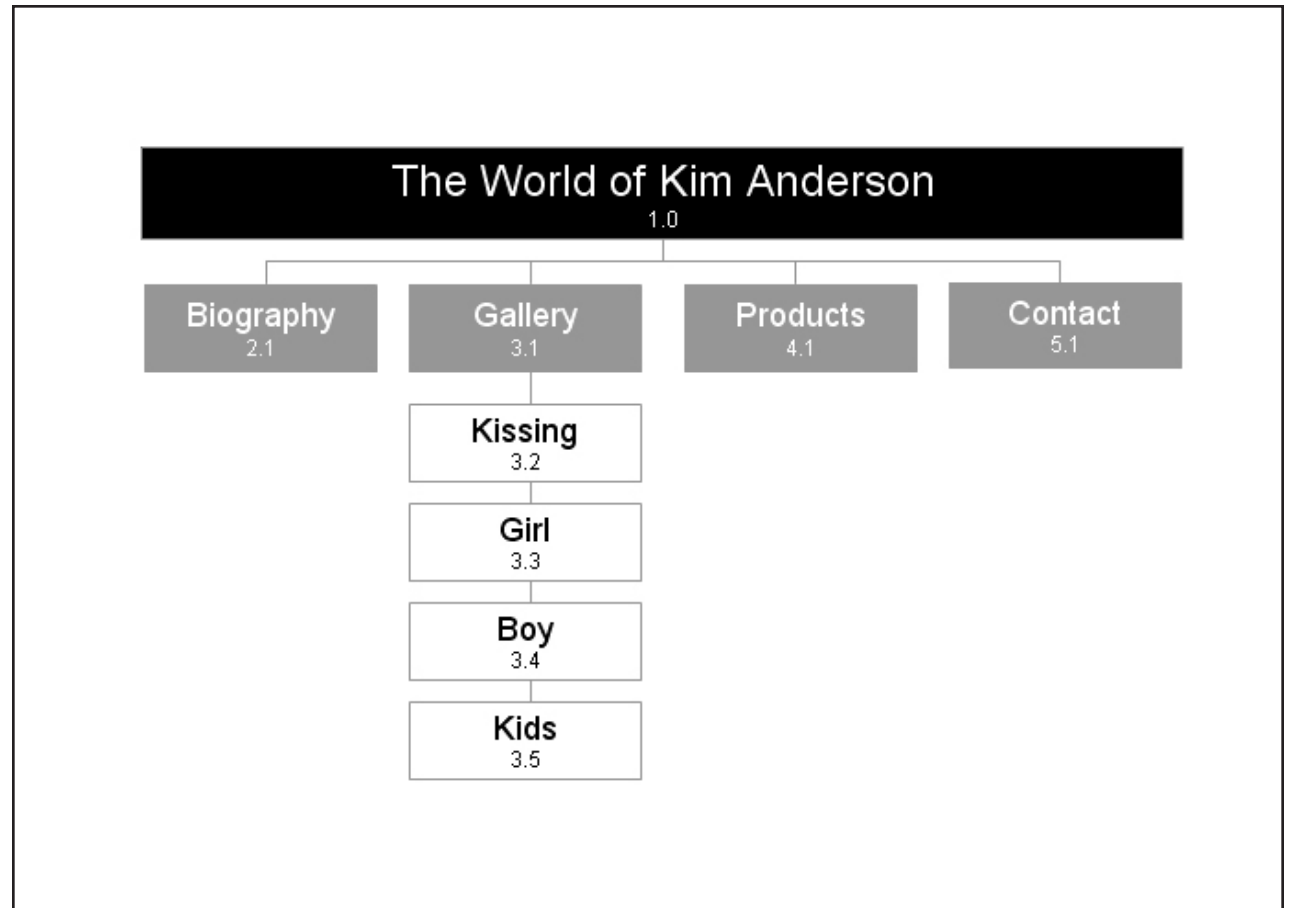
Biography page shows brief biography of Kim Anderson.

The Gallery page is likely to increase according to the numbers of images.

Products page displays various products of Kim Anderson's images, from Calenders to Booklet. There's no online merchandise system.

Contact page consists of his current studio address. E-mails not available.

\*Plan to have complete flash intro page before the homepage.



Kim Anderson Webpage Site Map



1 overview

.....



2 sketches

.....



3 site maps

.....



4 page maps

.....




5 first round  
comps

.....



6 second round  
comps

.....



7 final comps

.....



8 html/css code

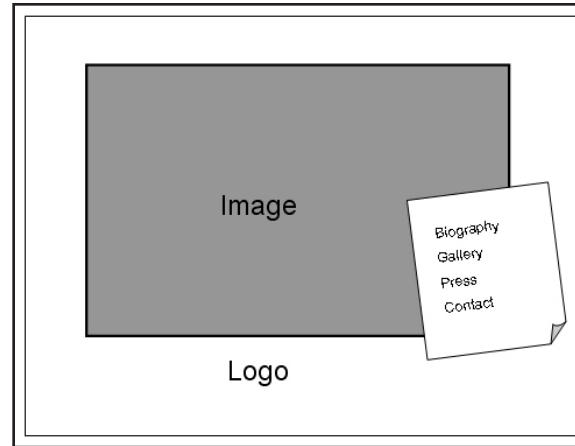
# Kim Anderson Website Portfolio

by Erin Sato


## Page Map

4

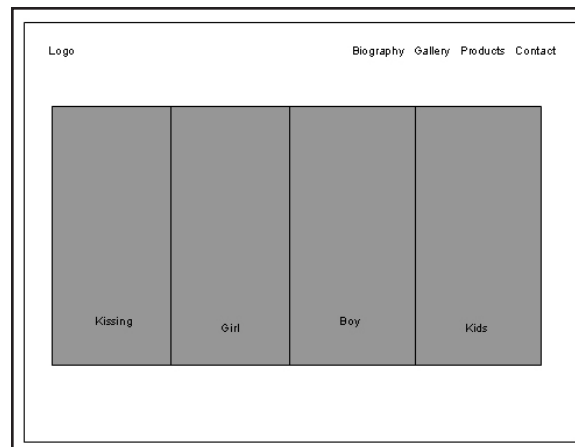
I tried to create a layout that enhances his artworks well, as well as the easy navigation. In order to do so, I designed the site with simple elements.



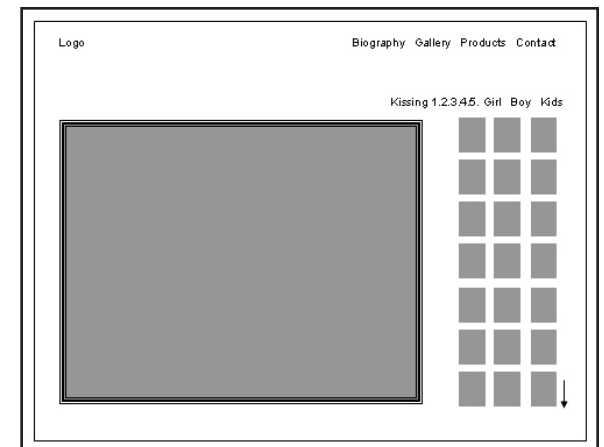
Home



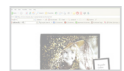
Biography



Gallery



Gallery-Kissing



1 overview



2 sketches



3 site maps



4 page maps



5 first round  
comps



6 second round  
comps



7 final comps



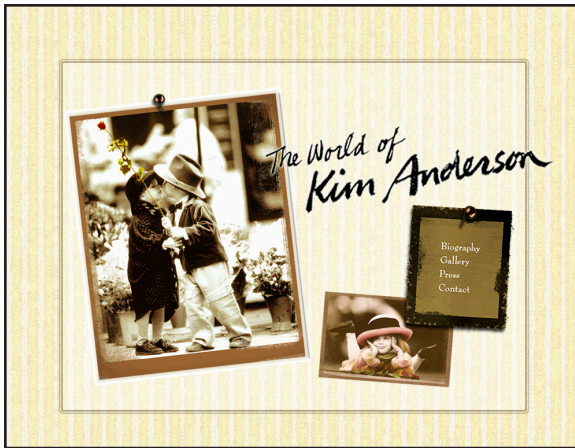
8 html/css code

# Kim Anderson Website Portfolio

by Erin Sato


## First Round Comps

5



Nostalgic

This theme is nostalgic, which is created from the concept that his images evoke the good-old-days feelings and also natural touch.



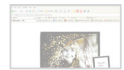
Black

This is called black, which is focused more on his black and white photography, with jagged edges that shows some organic feelings.



Classica

This is the simplest design, which focuses purely on his images and to enhance them with hint of black outlines.



1 overview

.....



2 sketches

.....



3 site maps

.....



4 page maps

.....



5 first round  
comps

.....



6 second round  
comps

.....



7 final comps

.....




8 html/css code

# Kim Anderson Website Portfolio


by Erin Sato

## Second Round Comps

6



White



Black



Letterbox

This is White, with white background.

This is Black and enhances pictures but does not have a good legibility compared with White.

This is 'in-between' of White and Black with its black bars on top and bottom.



1 overview

.....



2 sketches

.....



3 site maps

.....



4 page maps

.....



5 first round  
comps

.....



6 second round  
comps

.....



7 final comps

.....



8 html/css code

# Kim Anderson Website Portfolio

by Erin Sato

Final Comp: White

7



Kim Anderson Gallery Page

This is the final comp, which is titled “White”.

There were many design challenges, including the navigation tab design, which is consistent to the black square that holds main navigation in homepage. The large black jagged lines surrounds the content inside.

This design is simple and yet organic.

## *The World of Kim Anderson*

Kim Anderson Homaepage



1 overview



2 sketches



3 site maps




4 page maps



5 first round  
comps



6 second round  
comps



7 final comps



8 html/css code

# Kim Anderson Website Portfolio

by Erin Sato

## Source Code

Tested in following browsers  
both in Mac and PC:

- Internet Explorer 5.2
- Mozilla Firefox 1.0.7
- Opera 8.5
- Netscape 7.2

Validated in these validations:

- W3C HTML
- W3C

```
<!DOCTYPE HTML PUBLIC "-//W3C//DTD HTML 4.01 Transitional//EN">
<html>
<head>
<title>Kim Anderson</title>
<meta http-equiv="Content-Type" content="text/html; charset=iso-8859-1">
<link href="css/sub.css" rel="stylesheet" type="text/css">

<script type="text/javascript">
<!--
function toggleBox(DivID, State) // 1 visible, 0 hidden
{
    var obj = document.layers ? document.layers[DivID] :
    document.getElementById ? document.getElementById(DivID).style :
    document.all[szDivID].style;
    obj.visibility = document.layers ? (State ? "show" : "hide") :
    (State ? "visible" : "hidden");
}
// -->
</script>

</head>
<body>
<div id="nav">
<div id="navback1">
<div id="navback2" class="hidden">
<div id="navback3" class="hidden">
<div id="navback4" class="hidden">
<div id="nav1"><a href="bio.html"></a></div>
<div id="nav2"><a onMouseOver="toggleBox('navback1',0); toggleBox('navback2'
<div id="nav3"><a onMouseOver="toggleBox('navback1',0); toggleBox('navback2'
<div id="nav4"><a onMouseOver="toggleBox('navback1',0); toggleBox('navback2'
</div>
<div id="title"></div>
<div id="image"></div>
<div id="bodytext">
<p>Charming black and white photos delicately touched
with the nostalgic feel of faded color are the hallmark of Kim Anderson's
child portraiture. His romantic, evocative photographs have universal appeal
and have won legions of fans worldwide.<br />
<br />
German photographer Kim Anderson set the world on fire with his timeless
photographs of young children in oversized adult clothing. The name Kim
Anderson stands world-wide fame for child photography, which reflects the
world of the adults on an affectionate kind. Bertram Bahner is an artist,
who under the name of Kim Anderson created these marvelous pictures.<br />
<br />
He is born in 1959 and lives in Zug, Switzerland since 1995. He is the proud
father of two children, and his seven year-old daughter is both his inspiration
and one of his top models.<br />
</p>
</div>
</body>
</html>
```

```
/* CSS Document */
html{
    height: 100%;
}
body{
    height: 100%;
    margin: 0;
}
p{
    font-family: Verdana, Arial, Helvetica, sans-serif;
    font-size: 12px;
    color: #000000;
    position: absolute;
    text-align: left;
    margin: 0;
    padding: 0;
}
/*DIV*/
#box{
    position: relative;
    width: 770px;
    height: 650px;
    margin: 25px auto 0 auto;
    background-image: url(../img/sub_bg.jpg);
}
#title{
    position: absolute;
    top: 130px;
    left: 390px;
    width: 300px;
    height: 30px;
}
#bodytext{
    position: absolute;
    top: 190px;
    left: 390px;
    width: 340px;
    height: 420px;
    text-align: left;
}
#image{
    position: absolute;
    top: 80px;
    left: 30px;
}
```

Platforms/Browser/Validation

Kim Anderson Biography  
HTML Code

Kim Anderson Biography  
CSS



1 overview ..... 2 sketches ..... 3 site maps ..... 4 page maps ..... 5 first round comps ..... 6 second round comps ..... 7 final comps ..... 8 html/css code