



**NewMediaArts**  
Kapi'olani Community College, University of Hawai'i

INTERFACE PROGRAMMING 1

# CSS FOR LAYOUT

SEPARATING STYLE FROM CONTENT

## LESSON: CSS POSITIONING

- » Static
- » Absolute
- » Relative
- » Floats
- » Margins

## DEFINITIONS AND SIMPLE EXAMPLES OF ABSOLUTE VS. RELATIVE POSITIONING:

- » [http://www.w3schools.com/css/pr\\_class\\_position.asp](http://www.w3schools.com/css/pr_class_position.asp)
- » <http://www.nickrigby.com/article/16/guide-to-css-positioning>

# CSS FOR LAYOUT

SEPARATING STYLE FROM CONTENT

## VALUABLE RESOURCES FOR CSS BUG FIXING:

- » A List Apart (Eric Meyer, Jeffrey Zeldman, and others)
  - » <http://www.alistapart.com/>
- » Stop Design (Douglas Bowman)
  - » <http://www.stopdesign.com>
- » Glish.com (Eric Costello)
  - » <http://glish.com/css/>

# CSS FOR LAYOUT

SEPARATING STYLE FROM CONTENT

ACCORDING TO THE CSS2 SPEC, AN ABSOLUTE-POSITIONED ELEMENT IS POSITIONED ACCORDING TO ITS CONTAINING BLOCK. ANY ELEMENT IS CONSIDERED “POSITIONED” IF IT HAS A POSITION VALUE OF RELATIVE, ABSOLUTE, OR FIXED (ANYTHING OTHER THAN STATIC). “STATIC” IS ONE OF THE POSSIBLE VALUES FOR THE POSITION PROPERTY. IT’S ALSO THE DEFAULT VALUE FOR ANY ELEMENT IF NO OTHER POSITION IS SPECIFIED. STATIC BASICALLY MEANS AN ELEMENT’S POSITION IS NOT MODIFIED, AND THE ELEMENT WILL APPEAR IN THE EXPECTED NORMAL FLOW OF THE DOCUMENT IN CONTEXT WITH OTHER SIBLING ELEMENTS AND CONTAINING BLOCKS.\*

<http://www.stopdesign.com/articles/absolute/>

# CSS FOR LAYOUT

SEPARATING STYLE FROM CONTENT

## STATIC VS. ABSOLUTE VS. RELATIVE POSITIONING

- » what is the difference b/w the 3?
- » when do we use one vs. another?
  - » we use absolute positioning when the majority or all of the content has fixed sizes and positions on the page.
  - » we use static and relative positioning when the content will vary in size and position (think: height) based upon the size of the content itself. In other words, we use static and relative positioning when the content is variable and the layout needs to be flexible enough to adapt to the content. For instance, if the length of the text may change and the page length may grow, then we need that particular block level element to be either static or relative.

# CSS FOR LAYOUT

SEPARATING STYLE FROM CONTENT

## PRESERVING NORMAL FLOW

- » Using a combination of static, relative, and **very few** absolute positioned elements.

## LESSON ON ABSOLUTE POSITIONING

- » When we use absolute positioning we are break normal flow.
  - » ***This is not always recommended practice!***
    - » Keep in mind that this is an exercise for understanding the power of absolute positioning.

## ONE-ON-ONE MEETINGS:

- » I will walk around and check in with everyone and answer questions

# CSS FOR LAYOUT

SEPARATING STYLE FROM CONTENT

WHEN TO **PRESERVE NORMAL FLOW** (USE STATIC/RELATIVE POSITIONING)?

**You should try to preserve normal flow most of the time!!!**

**By default all <div>'s are set to static!!!**

Most <div> tags, especially:

Container

Header

Main body/content sections

Footer

We often use a **relative** positioning value on a parent <div> when we need to absolutely position a nested div according to its immediate parent. In this case the parent div would need to be set to “relative.”

WHEN TO **BREAK NORMAL FLOW** (USE ABSOLUTE POSITIONING)?

**Sparingly!!!**

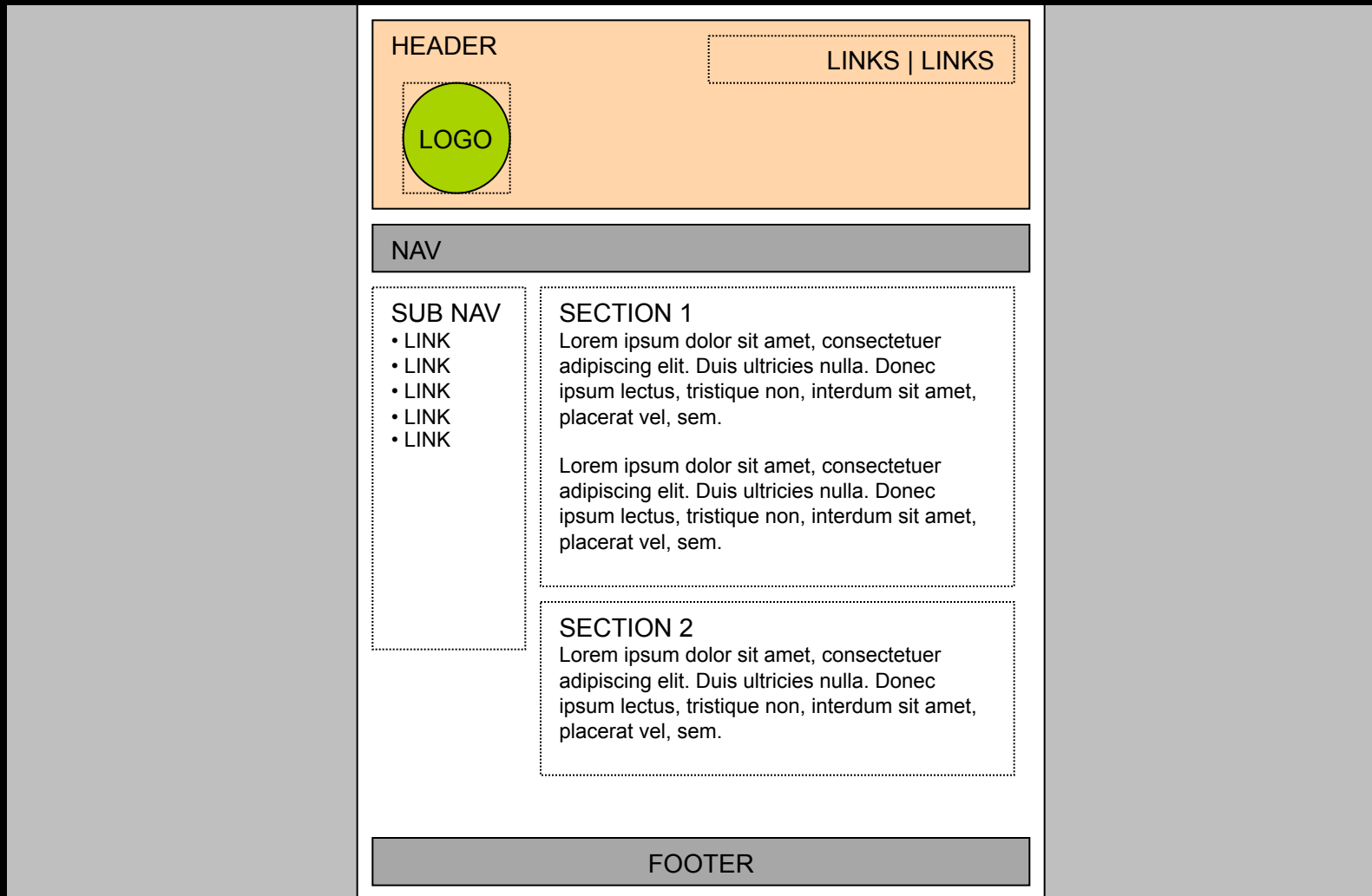
**Only with designs with a fixed height!!!**

Only when a <div> needs to be placed at an exact location

A common use is to use absolute positioning with nested <div>'s, or <div>'s that are inside of another. For example: the location of a logo inside of a header. The header will have a **fixed height**, thus enabling the logo to be positioned inside of it using absolute positioning.

# CSS FOR LAYOUT

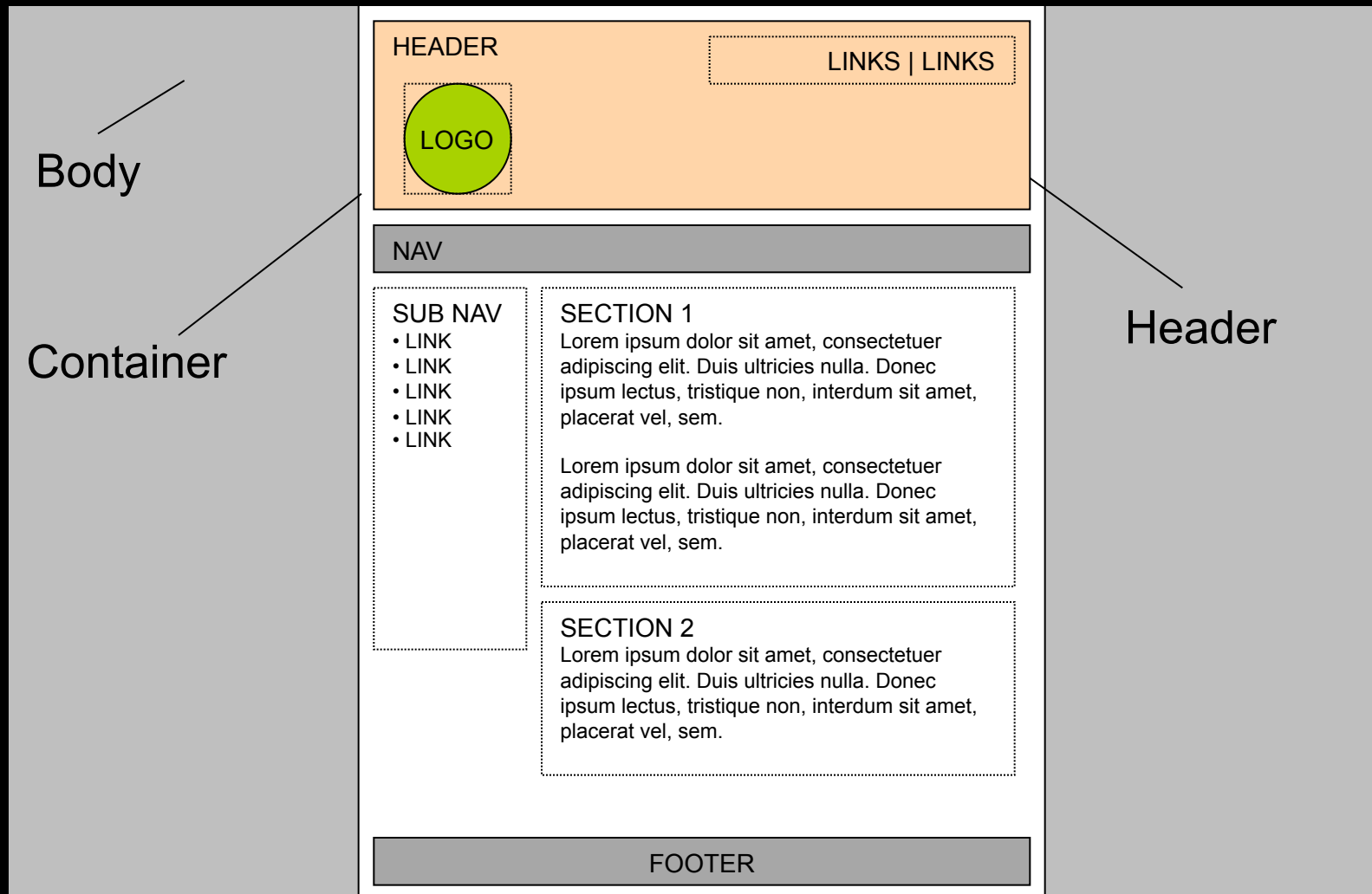
SEPARATING STYLE FROM CONTENT





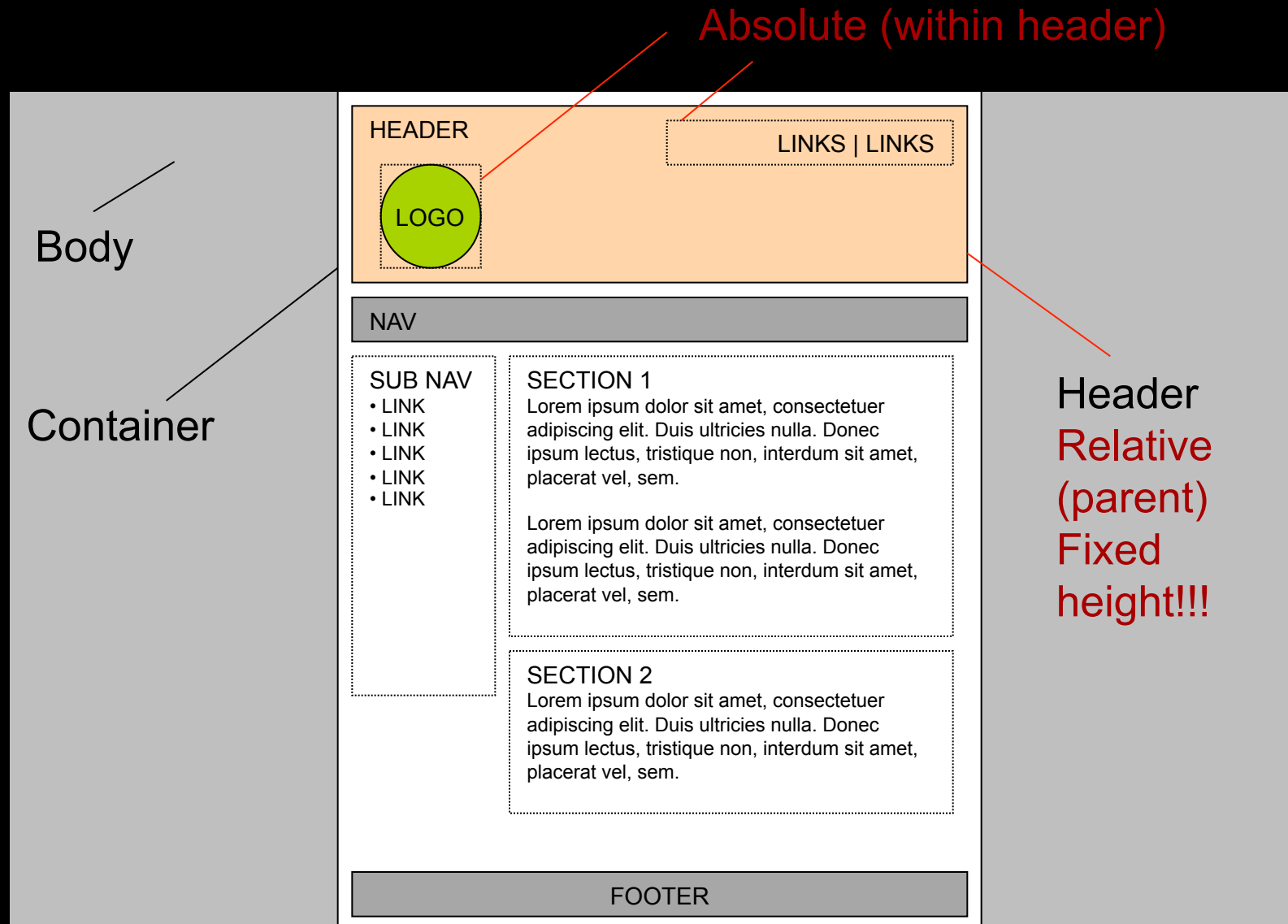
# CSS FOR LAYOUT

SEPARATING STYLE FROM CONTENT



# CSS FOR LAYOUT

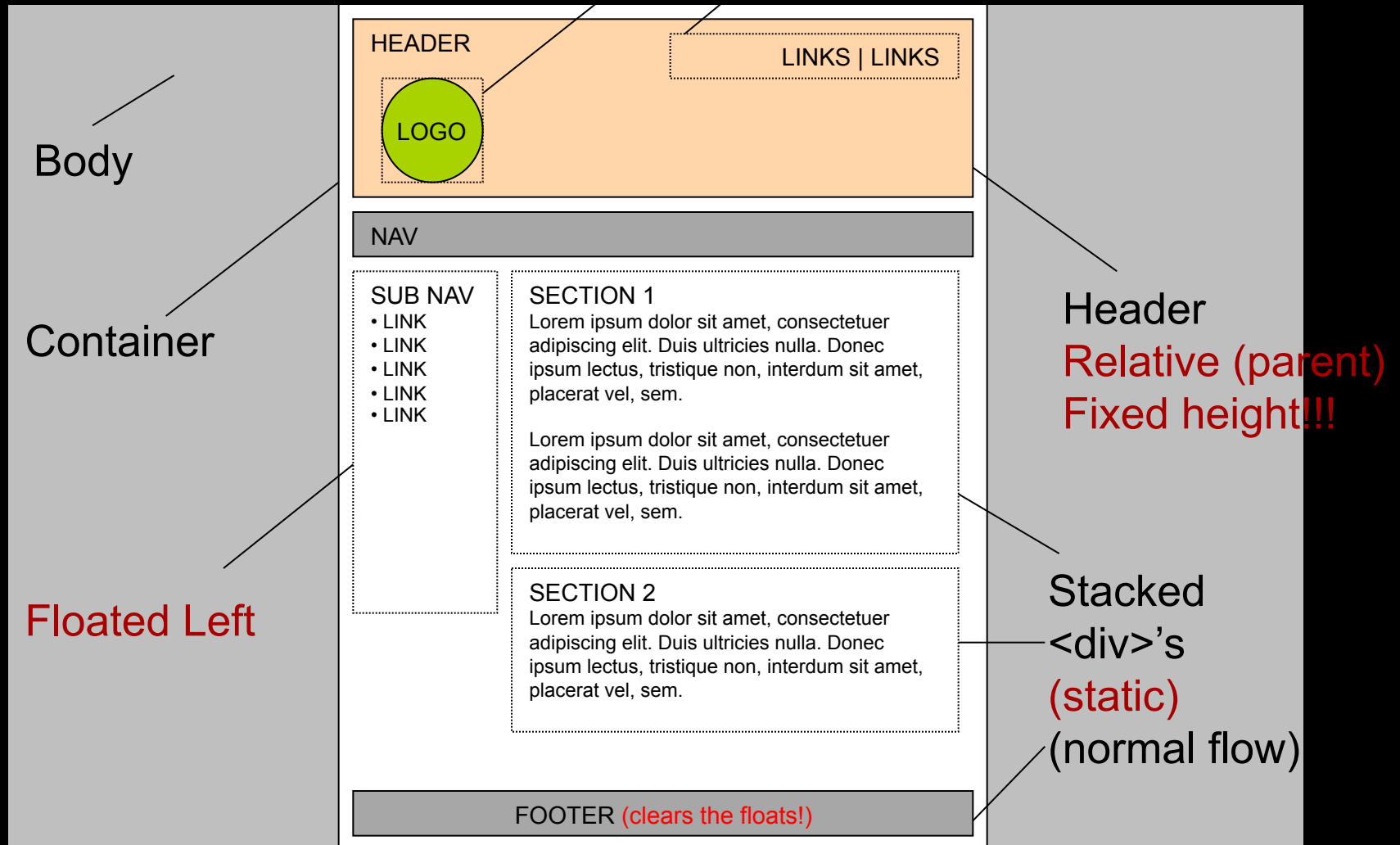
SEPARATING STYLE FROM CONTENT



# CSS FOR LAYOUT

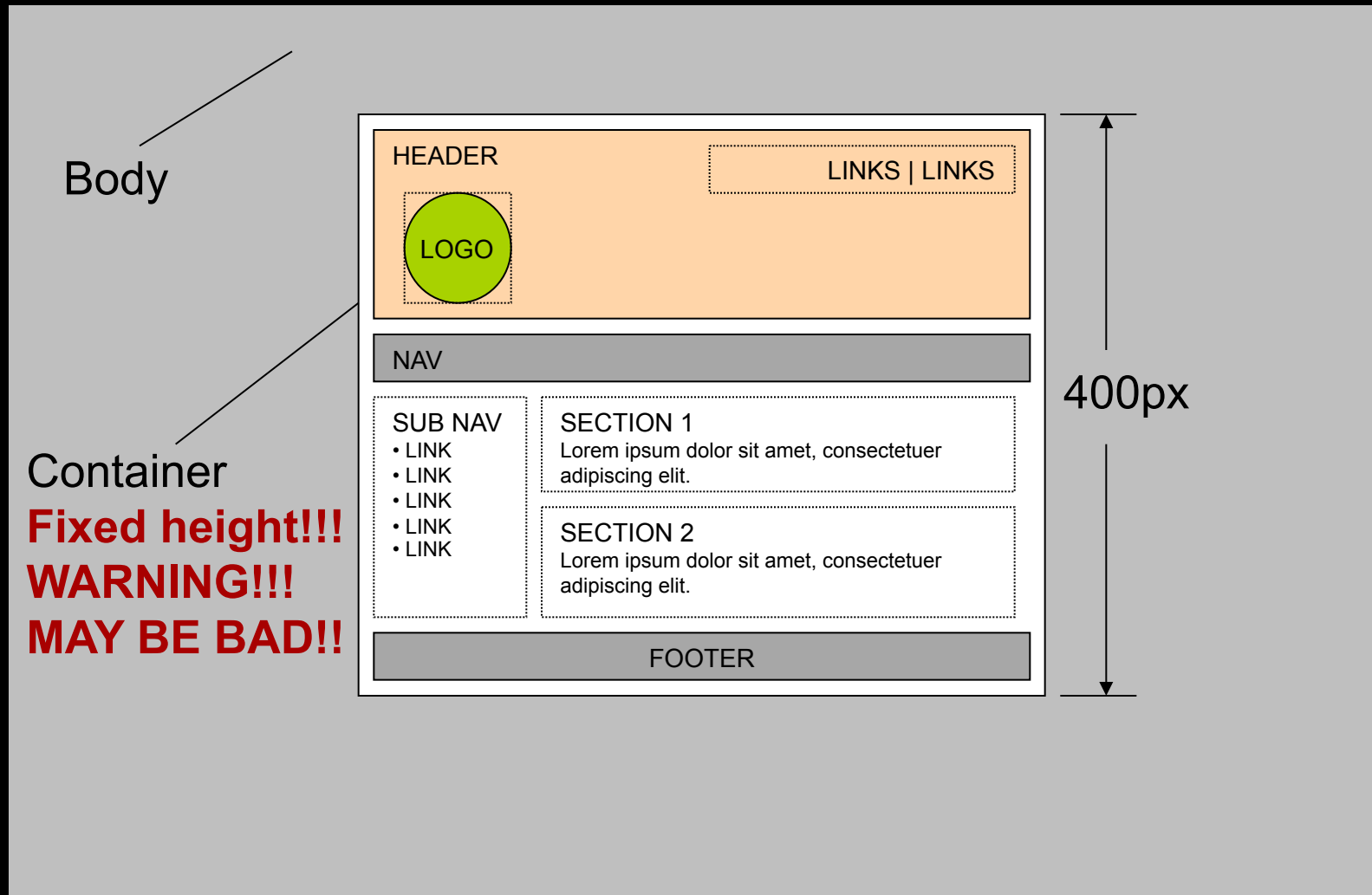
SEPARATING STYLE FROM CONTENT

Absolute (within header)



# CSS FOR LAYOUT

SEPARATING STYLE FROM CONTENT



# **NewMediaArts**

Kapiolani Community College, University of Hawai'i