University of Hawai'i Community Colleges Strategic Directions 2015-2021

UNIVERSITY of HAWAI'I COMMUNITY COLLEGES

Kapi'olani Community College
Fall 2015

John Morton, Vice President for Community Colleges

UHCC System 2015-2021

The Journey Begins…

- **Increase Graduation and Transfer**
- **Eliminate Access and Success Gaps for:**
  - **Native Hawaiian Students**
  - **Filipino Students**
  - **Pacific Island Students**
  - **Pell Students**

1

UHCC System 2015-2021

The Journey Begins…

- **Maintain Quality**
- **Provide Effective Workforce**
- **Remove Cost as a Barrier to Community College Success**
- **Accelerate Student Success in Developmental Coursework**
- **Use Guided Pathways to Graduation and Transfer**

2

UHCC System 2015-2021

The Journey Begins…

- **Use Technology to Expand Offerings and Improve Processes**
- **Fulfill Our Commitment as a Model Indigenous Serving System**
- **Fulfill Our Commitment to Sustainability, Including Financial Sustainability**

3

UHCC System 2015-2021 — Performance Funding

UHCC Measures ($6.46M)	Wt	UH Measures ($2.0M)	Wt
Degrees & Certificates	35	Degrees & Certificates	30
NH Degrees & Certificates	10	NH Degrees & Certificates	10
Pell Degrees & Certificates	10	Pell Degrees & Certificates	10
Total STEM Degrees & Certificates	10	UHCC STEM Degrees & Certificates	10
Total UHCC Transfers	35	Total UHCC to UH Transfers	10
		3-Yr Student Success	30
Total	100	Total	100

4

UHCC Outcomes — Graduation Outcomes Degrees and Certificates

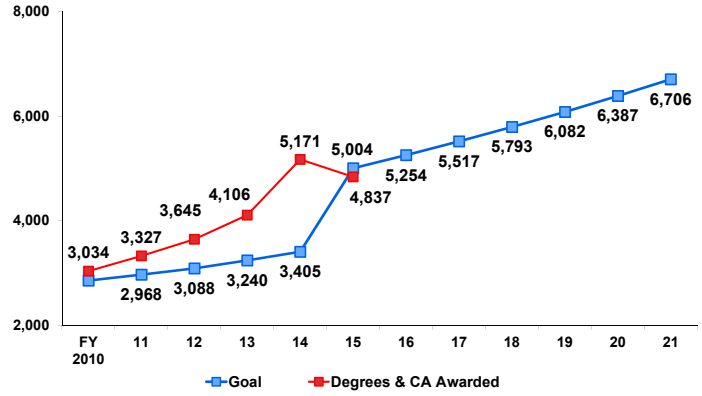

5

UHCC Outcomes — Degrees and Certificates FY 2015

	FY 2014 Actual	FY 2015 Actual	FY 2015 Goal	Goal # +/-	FY 2016 Goal
HAW	669	569	619	-50	650
HON	683	725	704	21	739
KAP	1,513	1,335	1,424	-89	1495
KAU	203	264	234	30	245
LEE	1,090	1,000	1,045	-45	1,097
MAU	660	575	617	-42	648
WIN	353	369	361	8	379
UHCC	5,171	4,837	5,004	-167	5,254

- Did not achieve target

5% compounded growth

6

UHCC Outcomes — Graduation Outcomes Degrees and Certificates

	2014 Actual	2015 Actual	2016 Goal	2017 Goal	2018 Goal	2019 Goal	2020 Goal	2021 Goal
HAW	669	569	650	682	717	752	790	830
HON	683	725	739	776	815	856	899	943
KAP	1,513	1,335	1,495	1,570	1,648	1,731	1,817	1,908
KAU	203	264	245	257	270	284	298	313
LEE	1,090	1,000	1,097	1,152	1,210	1,270	1,334	1,400
MAU	660	575	648	681	715	751	788	828
WIN	353	369	379	398	418	439	461	484
UHCC	5,171	4,837	5,254	5,517	5,793	6,082	6,3870	6,706
								+1,535

5% compounded growth

7

UHCC Outcomes

Native Hawaiian Graduation Degrees and Certificates

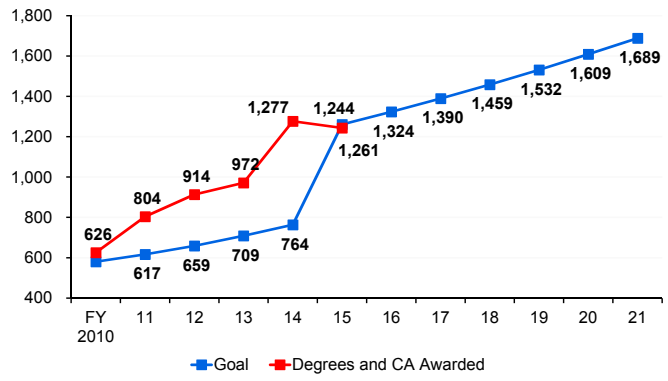

8

UHCC Outcomes

Native Hawaiian Degrees and Certificates FY 2015

	FY 2014 Actual	FY 2015 Actual	FY 2015 Goal	Goal # +/-	FY 2016 Goal
HAW	250	248	249	-1	261
HON	189	167	178	-11	187
KAP	234	189	212	-23	222
KAU	49	91	70	21	74
LEE	253	236	245	-9	257
MAU	167	157	162	-5	170
WIN	135	156	146	10	153
UHCC	1,277	1,244	1,261	-17	1,324

5% compounded growth

- Did not achieve target

9

UHCC Outcomes

Native Hawaiian Graduation Degrees and Certificates

	2014 Actual	2015 Goal	2016 Goal	2017 Goal	2018 Goal	2019 Goal	2020 Goal	2021 Goal
HAW	250	249	261	275	288	303	318	334
HON	189	178	187	196	206	216	227	239
KAP	234	212	222	233	245	257	270	283
KAU	49	70	74	77	81	85	89	94
LEE	253	245	257	270	283	297	312	328
MAU	167	162	170	179	188	197	207	217
WIN	135	146	153	160	168	177	186	195
UHCC	1,277	1,261	1,324	1,390	1,459	1,532	1,609	1,689
								+412

5% compounded growth

10

UHCC Outcomes

Graduation Pell Recipients

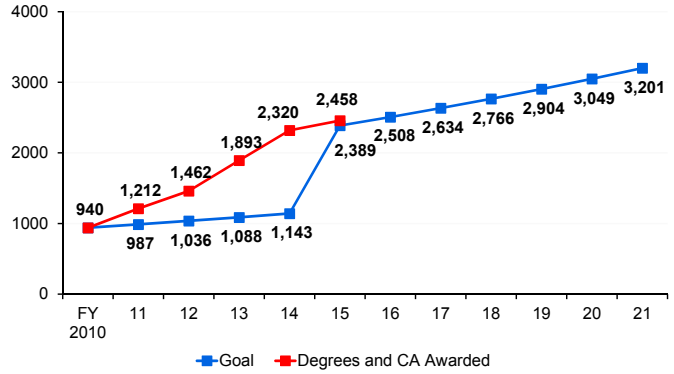

11

UHCC Outcomes — Pell Graduation Degrees and CAs FY 2015

	FY 2014 Actual	FY 2015 Actual	FY 2015 Goal	Goal # +/-	FY 2016 Goal
HAW	435	401	418	-17	439
HON	227	321	274	47	288
KAP	509	542	526	16	552
KAU	116	148	132	16	139
LEE	475	480	478	2	501
MAU	387	349	368	-19	386
WIN	171	217	194	23	204
UHCC	2,320	2,458	2,389	69	2,508

- Did not achieve target

5% compounded growth

12

UHCC Outcomes — Pell Graduation Degrees and Certificates

	2014 Actual	2015 Goal	2016 Goal	2017 Goal	2018 Goal	2019 Goal	2020 Goal	2021 Goal
HAW	435	418	439	461	484	508	533	560
HON	227	274	288	302	317	333	350	367
KAP	509	526	552	579	608	639	671	704
KAU	116	132	139	146	153	160	168	177
LEE	476	478	501	526	553	580	609	640
MAU	387	368	386	406	426	447	470	493
WIN	171	194	204	214	225	236	248	260
UHCC	2,321	2,389	2,508	2,634	2,766	2,904	3,049	3,201
								+880

5% compounded growth

13

UHCC Innovation Outcomes — Degrees & CA Awarded in STEM

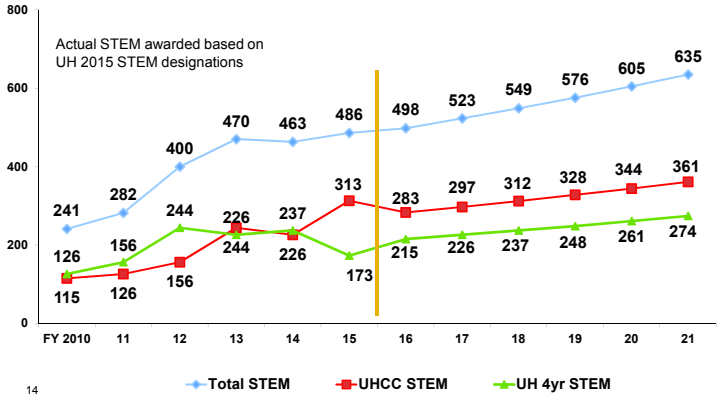

14

UHCC Outcomes — STEM Graduates FY 2015 UHCC + UH 4-Year

	FY 2014 Actual	FY 2015 Actual	FY 2015 Goal	Goal # +/-	FY 2016 Goal
HAW	47	49	48	1	50
HON	99	104	102	2	107
KAP	166	174	170	4	179
KAU	14	15	14	1	15
LEE	91	96	94	2	104
MAU	47	49	48	1	50
WIN	26	27	26	1	27
UHCC**	463	486	474	14	498

Includes STEM degrees & CA at college plus degrees awarded to former students at UH 4-yr.
**UHCC number is Unduplicated

*Did not achieve target

UH 2015 STEM designations

15

UHCC Outcome — STEM Graduates UHCC + UH 4-Year

	FY 14	FY 15	FY 16	FY 17	FY 18	FY 19	FY 20	FY 21
HAW	47	49	50	53	56	58	61	64
HON	99	104	107	112	118	124	130	137
KAP	166	174	179	17	197	207	217	228
KAU	14	15	15	15	16	17	18	19
LEE	91	96	99	104	109	114	120	126
MAU	47	49	50	53	56	58	61	64
WIN	26	27	27	29	30	32	33	35
UHCC*	463	486	498	523	549	576	605	635
								+172

*Unduplicated

UH 2015 STEM designations

16

UH System Outcomes — STEM Graduates FY 2015 UHCC Only

	FY 2014 Actual	FY 2015 Actual	FY 2015 Goal	Goal # +/-	FY 2016 Goal
HAW	19	15	17	-2	18
HON	60	63	62	1	65
KAP	77	110	94	16	98
KAU	7	5	6	-1	6
LEE	29	66	48	18	50
MAU	23	15	19	-4	20
WIN	11	39	25	14	26
UHCC**	226	313	270	43	283

- Did not achieve target

UH 2015 STEM designations

17

UH System Outcomes — STEM Graduates UHCC Only

	FY 14	FY 15	FY 16	FY 17	FY 18	FY 19	FY 20	FY 21
HAW	19	15	18	19	20	21	22	23
HON	60	63	65	68	71	75	78	82
KAP	77	110	98	103	108	114	119	125
KAU	7	5	6	7	7	7	8	8
LEE	29	66	50	52	55	58	61	64
MAU	23	15	20	21	22	23	24	25
WIN	11	39	26	28	29	30	32	34
UHCC*	226	313	283	297	312	328	344	361
								+135

UH 2015 STEM designations

18

UHCC Outcomes — Annual Transfers*

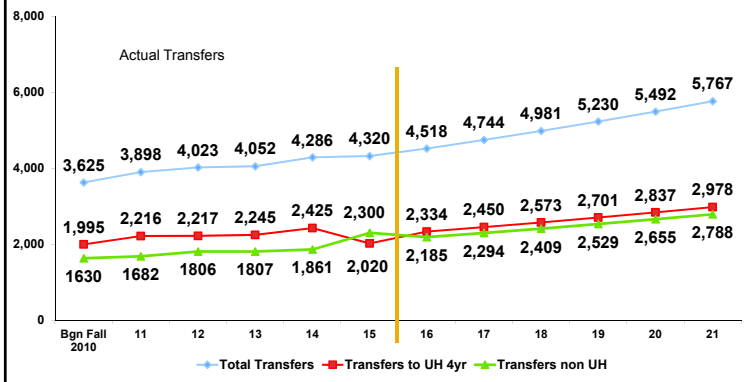

19

* Unduplicated at UHCC level

UHCC Outcomes

Annual Transfers FY 2015

	FY 2014 Actual	FY 2015 Actual	FY 2015 Goal	Goal # +/-	FY 2016 Goal
HAW	425	396	410	-14	431
HON	530	517	524	-7	550
KAP	1,196	1,246	1,221	25	1,282
KAU	174	204	189	15	198
LEE	1,332	1,365	1,348	17	1,416
MAU	544	522	533	-11	560
WIN	451	463	457	6	480
UHCC**	4,296	4,320	4,303	17	4,518

Transfers to UH–4yr plus non-UH 4-yr.
**UHCC Number is Unduplicated.

5% compounded

- Did not achieve target

20

UHCC Outcomes

Annual Transfers

	FY 14	F Y15	FY 16	FY 17	FY 18	FY 19	FY 20	FY 21
HAW	425	396	431	453	475	499	524	550
HON	530	517	550	577	606	636	668	702
KAP	1,196	1,246	1,282	1,346	1,413	1,484	1,558	1,636
KAU	174	204	198	208	219	230	241	253
LEE	1,332	1,365	1,416	1,487	1,561	1,639	1,721	1,807
MAU	544	522	560	588	617	648	680	714
WIN	451	463	480	504	529	555	583	612
UHCC*	4,286	4,320	4,518	4,744	4,981	5,230	5,492	5,767
								+1,481

*UHCC Number is Unduplicated

5% compounded

21

UH System Outcomes

UH Annual Transfers

College	FY 2014 Actual	FY 2015 Actual	FY 2015 Goal	Goal # +/-	FY 2016 Goal
HAW	275	267	271	-4	285
HON	193	188	191	-3	200
KAP	669	713	691	21	726
KAU	70	83	77	6	80
LEE	602	613	608	5	638
MAU	217	191	204	-13	214
WIN	207	216	212	4	222
UHCC**	2,233	2,271	2,252	19	2,365

**UHCC Number is Unduplicated.

5% compounded

- Did not achieve target

22

UH System Outcomes

UH Annual Transfers

	FY 14	FY 15	FY 16	FY 17	FY 18	FY 19	FY 20	FY 21
HAW	275	267	285	299	314	329	346	363
HON	193	188	200	210	221	232	243	255
KAP	669	713	726	762	800	840	882	926
KAU	70	83	80	84	89	93	98	103
LEE	602	613	638	670	703	738	775	814
MAU	217	191	214	225	236	248	260	273
WIN	207	216	222	233	245	257	270	283
UHCC*	2,233	2,271	2,365	2,483	2,607	2,737	2,874	3,018
								+785

*UHCC Number is Unduplicated

5% compounded

23

UH System Outcomes

UHCC 3-Yr Success Rate

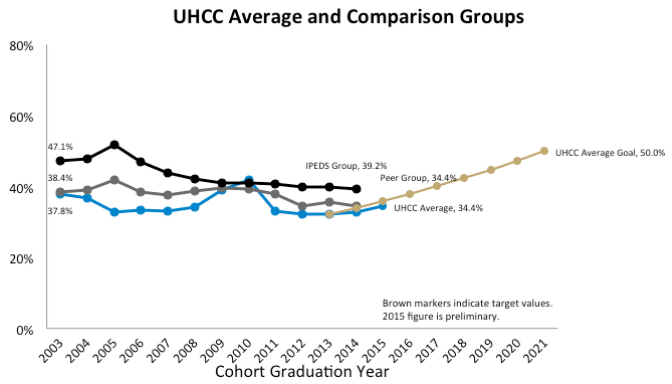

24

UH System Outcomes

UHCC 3-Yr Success Rate

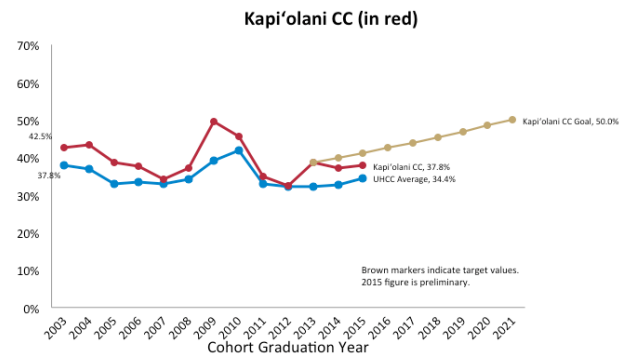

25

UHCC Closing the Gaps

Eliminating Native Hawaiian Success Gaps

	U.S. Census	Fall 2015 Enrollment	All Degrees & CAs FY 2015	**STEM Degrees & CAs FY 2015	Transfer 4 Year FY 2015
HAW	33%	41%	44%	*27%	*29%
HON	18%	24%	*23%	*12%	*15%
KAP	13%	16%	*14%	*14%	*14%
KAU	22%	28%	34%	*27%	*16%
LEE	24%	26%	*24%	*15%	*19%
MAU	24%	30%	*27%	*26%	*19%
WIN	33%	40%	42%	*36%	*31%
UHCC	21%	26%	26%	*17%	*18%

*Did not achieve target

** STEM at UHCC & former UHCC students at UH 4 yr

26

UHCC Closing the Gaps

Eliminating Filipino Success Gaps

	U.S. Census	Fall 2015 Enrollment	All Degrees & CAs FY 2015	**STEM Degrees & CAs FY 2015	Transfer 4 Year FY 2015
HAW	10%	10%	*9%	14%	*6%
HON	13%	20%	23%	29%	*16%
KAP	3%	13%	13%	*7%	*11%
KAU	21%	21%	*19%	36%	*12%
LEE	22%	23%	24%	*19%	*16%
MAU	15%	21%	23%	*10%	*10%
WIN	5%	6%	*2%	*3%	*2%
UHCC	15%	17%	17%	*15%	*11%

*Did not achieve target

** STEM at UHCC & former UHCC students at UH 4 yr

27

UHCC Closing the Gaps

Eliminating Pacific Islander Success Gaps

	U.S. Census	Fall 2015 Enrollment	All Degrees & CAs FY 2015	**STEM Degrees & CAs FY 2015	Transfer 4 Year FY 2015
HAW	4%	*3%	*2%	*0%	*2%
HON	4%	*3%	*2%	*1%	*2%
KAP	1%	2%	*1%	*1%	2%
KAU	1%	2%	*1%	*0%	*0%
LEE	6%	*2%	*1%	*1%	2%
MAU	3%	*1%	1%	*0%	2%
WIN	5%	*1%	2%	*0%	2%
UHCC	4%	*2%	2%	*1%	2%

28 *Did not achieve target ** STEM at UHCC & former UHCC students at UH 4 yr

UHCC Closing the Gaps

Eliminating Pell Recipient Success Gaps

	Fall of FY 2015 Enrollment Pell	All Degrees & CA FY 2015	**STEM Degrees & CA FY 2015	Transfer 4 Year FY 2015
HAW	64%	67%	*58%	*48%
HON	40%	*33%	*28%	*28%
KAP	39%	*38%	*38%	*27%
KAU	54%	57%	*33%	*30%
LEE	43%	44%	*40%	*27%
MAU	60%	*59%	*40%	*31%
WIN	60%	*48%	*43%	*38%
UHCC	48%	*47%	*38%	*30%

29 *Did not achieve target ** STEM at UHCC & former UHCC students at UH 4 yr

UHCC System 2015-2021

Improving Time to Degree

Completing Math & English

- 75% of students testing at 1 level below college ready will successfully complete their college-level English and/or math course within 1 semester
- 70% of students testing at 2 or more levels below college ready will successfully complete their college-level English or math course within 1 year

30

UHCC System 2015-2021

College Math Success Summary

	2013 Cohort	Math 100 Ready: Complete	Math 100 Ready: Not Complete	Dev Ed: Complete	Dev Ed: Not Complete	Total: Complete	Total: Not Complete
HAW	787	40	53	44	650	84	703
HON	791	75	86	67	563	142	649
KAP	1,195	187	164	163	681	350	845
KAU	305	36	15	48	206	84	221
LEE	1,408	135	128	121	1,024	256	1,152
MAU	642	54	52	46	490	100	542
WIN	419	55	17	43	304	98	321
UHCC	5,547	582	515	532	3,918	1,114	4,433

31

UHCC System 2015-2021

Math Placement College Level - Completed

Entered College Ready. Completed College Level Math in:	Fall 2013	Spring 2014	Fall 2014	Spring 2015	College Level Completion
HAW (93)	19%	14%	8%	2%	43%
HON (161)	23%	15%	4%	4%	47%
KAP (351)	32%	15%	5%	2%	53%
KAU (51)	35%	24%	6%	6%	71%
LEE (263)	30%	11%	8%	2%	51%
MAU (106)	20%	17%	9%	5%	51%
WIN (72)	54%	14%	8%	0%	76%
UHCC (1,097)	**30%**	**15%**	**6%**	**3%**	**53%**

32

2013 Entering Cohort

UHCC System 2015-2021

Math Placement One Level Below - Completed

Entered One Level Below Completed College Level Math in:	Fall 2013	Spring 2014	Fall 2014	Spring 2015	College Level Completion
HAW (42)	0%	7%	5%	2%	14%
HON (131)	0%	21%	5%	4%	31%
KAP (542)	0%	16%	9%	3%	29%
KAU (91)	9%	11%	4%	1%	25%
LEE (349)	1%	15%	3%	3%	21%
MAU (194)	3%	7%	4%	2%	15%
WIN (59)	5%	10%	20%	0%	36%
UHCC (1,408)	**1%**	**14%**	**7%**	**3%**	**25%**

33

2013 Entering Cohort

KAP Fall 2013 Entering Cohort

Math Placement One Level Below - Not Completed

Students Who Placed into One Level Below College-Level Math and Did not Complete College Math in Two Years

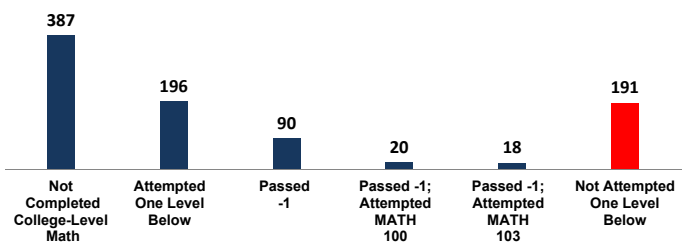

*Placed into One Level Below College-Level Math: 542 Students

34

UHCC System 2015-2021

Math Placement Two Levels Below - Completed

Entered Two Levels Below Completed College Level Math in:	Fall 2013	Spring 2014	Fall 2014	Spring 2015	College Level Completion
HAW (460)	0%	3%	3%	2%	8%
HON (177)	0%	6%	4%	1%	10%
KAP (302)	0%	0%	1%	1%	3%
KAU (112)	4%	6%	6%	3%	19%
LEE (733)	0%	2%	2%	2%	7%
MAU (342)	1%	0%	3%	1%	5%
WIN (91)	3%	7%	5%	0%	15%
UHCC (2,217)	**0%**	**2%**	**3%**	**2%**	**7%**

35

2013 Entering Cohort

KAP
Fall 2013
Entering Cohort

Math Placement Two Levels Below – Not Completed

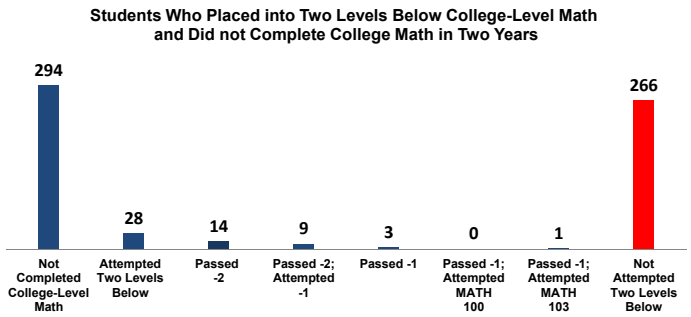

*Placed into Two Levels Below College-Level Math: 302 Students

36

UHCC
System
2015-2021

Math Placement Three Levels Below - Completed

Entered Three or More Levels Below Completed College Level Math in:	Fall 2013	Spring 2014	Fall 2014	Spring 2015	College Level Completion
HAW (192)	0%	0%	0%	0%	0%
HON (322)	0%	0%	1%	1%	3%
KAP	n/a	n/a	n/a	n/a	n/a
KAU (51)	2%	0%	4%	2%	8%
LEE (63)	0%	0%	0%	0%	0%
MAU	n/a	n/a	n/a	n/a	n/a
WIN (197)	0%	1%	2%	1%	4%
UHCC (825)	**0%**	**0%**	**1%**	**1%**	**3%**

37

2013 Entering Cohort

UHCC
System
2015-2021

College English Success Summary

	2013 Cohort	ENG 100 Ready: Complete	ENG 100 Ready: Not Complete	Dev Ed: Complete	Dev Ed: Not Complete	Total: Complete	Total: Not Complete
HAW	773	135	156	73	409	208	565
HON	728	141	187	123	277	264	464
KAP	843	366	207	128	142	494	349
KAU	268	69	71	31	97	100	168
LEE	1,323	324	214	273	512	597	726
MAU	672	191	114	112	255	303	369
WIN	410	121	98	48	143	169	241
UHCC	5,017	1,347	1,047	788	1,835	2,135	2,882

38

UHCC
System
2015-2021

English Placement College Level – Completed

Entered College Ready Completed College Level English in:	Fall 2013	Spring 2014	Fall 2014	Spring 2015	College Level Completion
HAW (291)	33%	10%	2%	1%	47%
HON (328)	36%	6%	1%	0%	43%
KAP (573)	55%	6%	2%	1%	64%
KAU (140)	45%	3%	1%	0%	49%
LEE (538)	49%	6%	4%	2%	61%
MAU (305)	52%	8%	2%	1%	63%
WIN (219)	45%	7%	2%	2%	55%
UHCC (2,394)	**46%**	**7%**	**2%**	**1%**	**56%**

39

2013 Entering Cohort

UHCC System 2015-2021 — English Placement One Level Below – Completed

Entered One Level Below Completed College Level English in:	Fall 2013	Spring 2014	Fall 2014	Spring 2015	College Level Completion
HAW (258)	1%	13%	6%	2%	22%
HON (159)	16%	16%	4%	3%	40%
KAP (270)	19%	18%	8%	3%	47%
KAU (96)	2%	17%	4%	6%	29%
LEE (480)	13%	23%	5%	3%	43%
MAU (195)	13%	19%	4%	3%	38%
WIN (109)	5%	25%	6%	2%	38%
UHCC (1,567)	**11%**	**19%**	**5%**	**3%**	**38%**

40

2013 Entering Cohort

KAP Fall 2013 Entering Cohort — Eng Placement One Level Below – Not Completed

Students Who Placed into One Level Below College-Level English and Did not Complete ENG 100 in Two Years

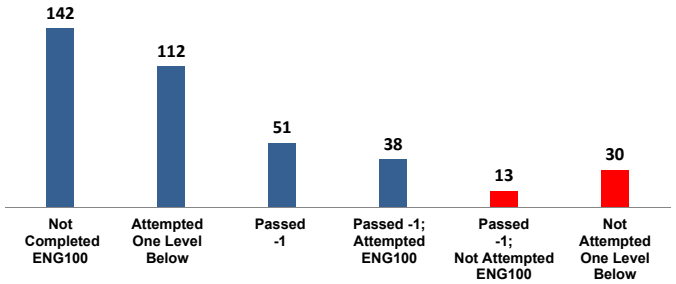

*Placed into One Level Below College-Level English: 270 Students

41

UHCC System 2015-2021 — English Placement Two Levels Below - Completed

Entered Two Levels Below Completed College Level English in:	Fall 2013	Spring 2014	Fall 2014	Spring 2015	College Level Completion
HAW (95)	0%	1%	6%	3%	11%
HON (161)	7%	17%	7%	1%	32%
KAP (n/a)	n/a	n/a	n/a	n/a	n/a
KAU (32)	0%	6%	3%	0%	9%
LEE (248)	0%	13%	8%	2%	24%
MAU (83)	4%	11%	7%	4%	25%
WIN (72)	0%	3%	1%	6%	10%
UHCC (691)	**2%**	**11%**	**7%**	**2%**	**22%**

42

2013 Entering Cohort

UHCC System 2015-2021 — English Placement Three Levels Below - Completed

Entered Three or More Levels Below Completed College Level English in	Fall 2013	Spring 2014	Fall 2014	Spring 2015	College Level Completion
HAW (129)	0%	1%	2%	2%	5%
HON (80)	0%	4%	4%	3%	10%
KAP (n/a)	n/a	n/a	n/a	n/a	n/a
KAU (n/a)	n/a	n/a	n/a	n/a	n/a
LEE (57)	0%	0%	9%	5%	14%
MAU (89)	0%	3%	9%	7%	19%
WIN (10)	0%	0%	0%	0%	0%
UHCC (365)	**0%**	**2%**	**5%**	**4%**	**11%**

43

2013 Entering Cohort

UHCC System 2015-2021 — Comprehensive Reform

Committee	Convener/s	Members	Meeting Dates
Policy-Time to Degree	Peter Quigley	Brenda Ivelisse Cheryl Chappell-Long Jim Dire Jonathan Kalk Katy Ho Louise Pagotto Suzette Robinson	7/22/15
Assessment Options: a) Cognitive Math, Reading/Writing, b) Non-Cognitive	Debbie Nakama Brenda Ivelisse	HAW-Gwen Kimura, Reshela DuPois, Robert Duley HON-Katy Ho. Shanon Miho, Silvan Chung, Jeff Stearns, Jerry Saviano KAP-Veronica Ogata, Sheldon Tawata, Kristie Malterre, Krista Hiser KAU-Patricia McGrath MAU-Kristine Korey-Smith, Catherine Bio, Christine Vorhies, Melissa Yoshioka WIN-Ardis Eschenberg UH SYS-Cheryl Chappell-Long, Dan Doerger, Suzette Robinson, Peter Quigley JUST FYI-Louise Pagotto/Kap, Lara Sugimoto/Hon	9/23
Case Management: Coaching, Counseling and other Wrap Around Services	Earl Nishiguchi Cathy Bio Curtis Washburn	HAW-Beth Sanders HON-Wayne Sunahara KAP-Brenda Ivelisse KAU-Wade Tanaka MAU-Cathy Bio	
Changing the Culture through Professional Development	Joni Onishi, Jason Cifra Ardis Eschenberg	HON-Mieko Matsumoto KAP-Leigh Dooley KAU-Cammie Matsumoto LEE- Della Anderson, Cindy Martin WIN-Ellen Ishida-Babineau	7/29/15 10/14/15

UHCC System 2015-2021 — Comprehensive Reform

Committee	Convener/s	Members	Meeting Dates
Curriculum Development English Corequisite	Katy Ho	HAW-Billie Jones, Deseree Salvador, Caroline Naguwa/CTE HON-Jeff Stearns, Jerry Saviano KAP-Reid Sunahara, Lisa Kanae KAU-Jeff Mexia, Brian Cronwall LEE-Lani Uyeno, Michelle Igarashi/CTE MAU-Eric Engh, Morgan Andaluz WIN-Jenny Webster	8/4/15 8/31/15 Writing
Curriculum Development Math Corequisite	Louise Pagotto, Jonathon McKee James Dire	HAW-Toni Cravens, James Schumaker, Robert Yamane/CTE HON-Femar Lee, Sterling Foster, Michael Kaczmarski KAP-Austin Anderson, Evan Yoshimura KAU-Jonathan Kalk, Loni Delaplane, Erin Millard LEE-Eric Matsuoka, Jenny Watada MAU-Samantha Bowe, Donna Harbin, Kate Acks WIN-Clayton Akatsuka, Navtej Singh	8/20/15
Data and Predictive Analytics Measures	Cheryl Chappell-Long	HAW-Grace Funai (after 7/15) UH SYS-Dan Doerger, Melissa Tome, David Mongold, Sam Prather LEE-Laurie Lawrence (after 7/15)	7/15/15
Enrollment Management: Banner, FA, Registration, Veterans	Lara Sugimoto	HAW-Dorinna Manuel-Cortez HON-Josephine Stenberg, Preshess Willets-Vaquillar, Jannine Oyama LEE-Harriet Miyasaki MAU-Kilohana Miller, Cathy Bio WIN-Geri Imai UH SYS-Melissa Tome, David Mongold	7/31, 10/7

UHCC System 2015-2021 — Comprehensive Reform

Committee	Convener/s	Members	Meeting Dates
Facilities Usage	James Dire	HAW-Sandra Kama	
Grading Options: Pass/Fail, Letter Grades, Credit/No Credit (Pros/Cons)	James Goodman	HAW-Grace Funai/Counselor HON-Josephine Stenberg/Registrar, Jerry Savianno/Eng KAP-Jennifer Bradley/FAid, Porscha dela Fuente/Eng KAU-Ryan Girard/Math LEE-Meredith Lee/Eng, Lori Lei Hayashi/HR MAU-Samantha Bowe/Math Win-Jody Storm/Math	
Pre-Requisite Issues	Jonathon McKee	HAW-David Tsugawa	
Support Service Inventory: What Support Services are on Each Campus	Amy Rozek	KAU-Wade Tanaka LEE-Laurie Kuribayashi	8/11
Workload Impact	Michael Pecsok	HAW-Joni Onishi HON-Katy Ho, Jeff Stearns KAP-Veronica Ogata KAU-Jim Dire, Shaunte Sadora LEE-Lori Lei Hayashi MAU-Cathy Bio, Kristine Korey-Smith WIN-Jenny Webster UH SYS-Lance Yamamoto	

UHCC System 2015-2021 — Math Models

College Algebra Coreq: One Level Down

Math 88 (2 credits)

Math 103

College Math Coreq: One Level down

Math 78 (1 credit)

Math 100/111/115

Finish college level math in one year

College Algebra Linear: Two Levels Down

Fall Math 82*: (4 cr)
Math 82X (5 cr)
(Optional)

Spring Math 103

College Math Linear: Two Levels Down

Math 75 (3 cr)
Math 75X (4 cr)
(Optional)
Open Enrollment

Spring Math 100/111/115

* Grade D in Math 82 gets one to Math 103 but with Math 88 as corequisite

Statway/Quantway one year

Below 2 levels student counseled into non-STEM

Split semester optional where appropriate: e.g. 8 weeks of X then 8 weeks of Y

(Recommended by Math Ad Hoc Committee 8/20/15)

47

UHCC System 2015-2021

English Models

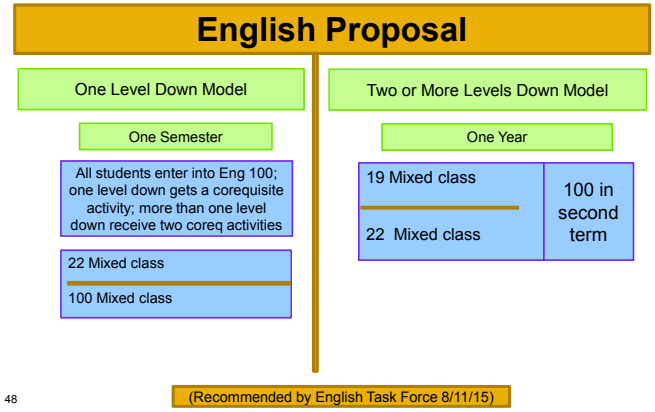

48

UHCC System 2015-2021

Outstanding Issues

- Resolving Placement Models
- Refining Models
- CTE Math Sequencing
- iCan Alternative for Weakest Students
- Developing Consistent Support Systems
- Scheduling
- Professional Development

49

UHCC System 2015-2021

Guided Pathways

- Students perform better when presented with clear, focused pathway toward their goal
- Pathways avoid random walks through curriculum with resulting "excess" credits and time to degree
- Meta-majors help students select their ultimate path
- Students will likely change paths
- Paths should be focused on student's ultimate goal which might be transfer baccalaureate

50

UHCC System 2015-2021

Guided Pathways

- STAR is being transformed into a tool that can guide the student's registration into their selected pathway
- STAR-based registration and its related information will also inform colleges of student demand and student roadblocks
- Registration interface is being completed this Fall

51

UHCC System 2015-2021

Guided Pathways

52

UHCC System 2015-2021

Guided Pathways

53

UHCC System 2015-2021

Guided Pathways

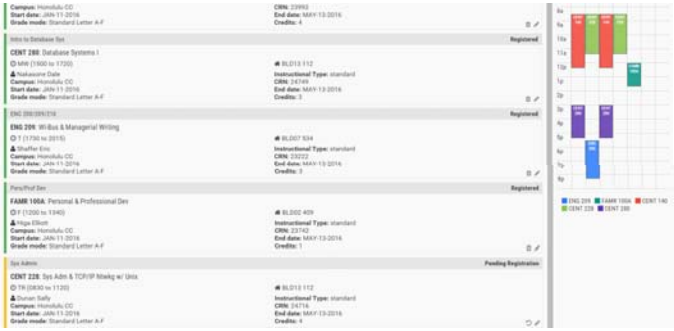

54

UHCC System 2015-2021

Guided Pathways

55

UHCC System 2015-2021

Guided Pathways

- Final design tested at Honolulu CC in Fall 2015
- All campuses will pilot test some pathways in Spring 2016
- Full implementation in AY 2017

56

UHCC System 2015-2021

Guided Pathways Design Considerations

- Alignment of offerings with pathways
- Availability of pathway courses
- Creation of meta-major pathways
- Pathways that account for developmental education
- Pathways that work for part-time as well as full-time students
- Watch for hidden barriers

57

UHCC System 2015-2021

Eliminate Cost as a Barrier

- Private Scholarship Campaign - $1.5M per year
- Third-Party Payers
- Take advantage of community benefits programs like SNAP and Social Service Programs
- Zero Cost Textbooks (Open Educational Resources [OER])

58

UHCC System 2015-2021

Eliminate Cost as a Barrier

- UH Systemwide effort
- UH Repository built
- Leeward and Kapi'olani leading CC effort
- Leeward offering 53 sections of $0 textbook costs in Fall 2015
- Working to expand adoption by more faculty

59

UHCC System 2015-2021

Other Strategic Initiatives

- Developing sector-based workforce planning tool
- Consolidating Services – financial aid, admissions, transcript evaluation
- Creating a Grants Office
- Focus on non-credit programs as revenue generation
- UHCC System Native Hawaiian Council

60

Success is What Counts

The Journey Continues

UNIVERSITY of HAWAI'I COMMUNITY COLLEGES

61