

LeJardinAcademy Yearbook

Welcome

Unit 1: Aug. 20-Nov. 15

Unit 2: Nov. 16-March 4

Unit 3: March 4-May 29

Blogs

Links

Contact

Unit 3: Cycle 3 (April 24-May 1)



Photo by Renee.

Theme

Welcome to LJA Yearbook!

Photography

Mrs. Susan St John, Advisor
susan.stjohn@lejardinacademy.org
Meeting Times: D Days, 7:45a.m. to 9:15a.m.
Place: The Ideas Lab

Writing

Yearbook is a yearlong, team project where you'll learn about book and page design, photography, feature story writing and media ethics. The yearbook features all of the students in the school, from pre-kindergarten to high school.

Typography

Layout

Yearbook is different from any other school activity is that it has real-world deadlines, and it carries a real-world financial risk. Deadlines are not negotiable: the printing plant and the demands of their schedule determine the deadlines.

Distribution

Create a [free website](#) with **weebly**

LeJardinAcademy Yearbook

Welcome

Unit 1: Aug. 20-Nov. 15

Unit 2: Nov. 16-March 4

Unit 3: March 4-May 29

Blogs

Links

Contact

Unit 3: Cycle 3 (April 24-May 1)



Photo by Renee.

Theme

Welcome to LJA Yearbook!

Photography

Mrs. Susan St John, Advisor
susan.stjohn@lejardinacademy.org
Meeting Times: D Days, 7:45a.m. to 9:15a.m.
Place: The Ideas Lab

Writing

Typography

Yearbook is a yearlong, team project where you'll learn about book and page design, photography, feature story writing and media ethics. The yearbook features all of the students in the school, from pre-kindergarten to high school.

Layout

Distribution

Yearbook is different from any other school activity is that it has real-world deadlines, and it carries a real-world financial risk. Deadlines are not negotiable: the printing plant and the demands of their schedule determine the deadlines.

Create a [free website](#) with **weebly**

LeJardinAcademy Yearbook

Welcome

Unit 1: Aug. 20–Nov. 15

Unit 2: Nov. 16–March 4

Unit 3: March 4–May 29

Blogs

Links

Contact

Unit 3: Cycle 3 (April 24–May 1)



Unit 1 Overview

Who is part of our community and how do we find out about them?

[Return to Welcome Page](#)

Photo by Mala'e.

Overview of Unit 1.

Unit Dates: August 20th to November 7, 2012 (First Deadline)

Unit Question: Who is part of our community and how do we find out about them?

Significant Concept: Any social system has identifiable elements that can be investigated.

Area of Interaction: Community and Service

Content:

Know: Characteristics of effective photography and caption and headline writing. Photographic conventions and what they communicate.

Understand: How to investigate and gather information about a community. How to identify effective caption writing and photography. How a yearbook might fulfill the needs of the community.

Do: Create and use a Wiki or a Google Forms to maintain a directory of contacts/clubs/teams. Blog to brainstorm ideas and themes, and to keep in communication with other team members. Communicate online with netiquette. Organize content (photos, notes for stories and captions) and back-up work on computer and website.

Summative Assessment Tasks

Blog (Criteria A, B, C, E)

Create and Maintain a Directory (Criteria A)

Notebook Assignment for Photos (Criteria A & B)

Take Photos and Write Captions (Criteria A & D)

Page Layout (Criteria B, C & D)

Test (Criteria A & E)

Netiquette and Skills in Learning Technology (Criteria F)

Create a [free website](#) with 

LeJardinAcademy Yearbook

Welcome

Unit 1: Aug. 20-Nov. 15

Unit 2: Nov. 16-March 4

Unit 3: March 4-May 29

Blogs

Links

Contact

Unit 3: Cycle 3 (April 24-May 1)



Unit 2 Overview

November 16 to February 12, 2013

[Return to Welcome Page](#)

Overview of Unit 2.

Unit 2: Capturing Spirit

Unit Dates: November 16, 2012 to March 4, 2013 (Second, Third, and Fourth Deadlines)

Unit Questions: How do we celebrate human endeavor and achievement?

Significant Concept: Through communication media we can reflect, evaluate, and uplift and recognize valuable members of our community.

Area of Interaction: Human Ingenuity

Questions concerning human ingenuity:

Why and how do we create (think of our yearbook pages as a creative product)?

What are the consequences of our creations?

How do people use their creative ability to transform/enjoy/improve the quality of life?

How can a creation or invention change the world?

Content:

Know: Characteristics of an effective yearbook story and photo essay. Basics of journalism and media ethics.

Understand: How to identify an effective story and photo essay.

Do: Develop stories from idea to finished story, using journalism and media ethics. Conduct interviews and survey polls.

Summative Assessment Tasks

Conduct an Interview and Write Transcript (Criterion A)

Write a Short Feature Story (Criteria B, C, D)

Create a Photo Essay (Criteria B, C, D)

Graphic Presentation of Survey Data (Criteria B, C, D, E)

Test on Media Ethics (Criteria A and E)

Netiquette and Skills in Learning Technology (Criteria F)

LeJardinAcademy Yearbook

Welcome

Unit 1: Aug. 20-Nov. 15

Unit 2: Nov. 16-March 4

Unit 3: March 4-May 29

Blogs

Links

Contact

Unit 3: Cycle 3 (April 24-May 1)



Unit 3 Overview

March 4 to May 29, 2013

[Return to Welcome Page](#)

Photo by Mia.

Overview of Unit 3.

Unit 3: Making a Cohesive Whole from Parts

Unit Dates: Feb 12, 2013 to May 23, 2013

Unit Question: What do I need to learn in order to create a product that communicates who we are?

Significant Concept: Design has a psychological and emotional effect.

Area of Interaction: Approaches to Learning

Content:

Know: Organization tools for book design, and other elements of design such as color, type, or layout which affect our response to design. What is graphic design.

Understand: How cultural and psychological factors impinge on our response to design.

Do: Organize book and establish conventions such as an index, table of contents, sequence of features. Layout and design next year's book: develop theme, color palette, and type design.

Summative Assessment Tasks

Participate in a Threaded Discussion to Establish Next Year's Theme (Criteria A, B, /e)

Test on Layout Elements (Criteria B, C, & /e)

Create Page Layouts (Criteria B, C, and D)

Write a Letter to Incoming Staff (Criterion E)

Netiquette and Skills in Learning Technology (Criteria F)

LeJardinAcademy Yearbook

Welcome

Unit 1: Aug. 20-Nov. 15

Unit 2: Nov. 16-March 4


Unit 3: March 4-May 29

Blogs

Links

Contact

Unit 3: Cycle 3 (April 24-May 1)



Blogs

[Return to Welcome Page](#)

Photo by Chad.

Links to Blogs and Editor Contact Info

Devon Franke, Senior Editor
dfranke013@lejardinacademy.org
<http://preservingourhistory2013.weebly.com/>

Madeline St. John, Junior Editor
madeline.stjohn@lejardinacademy.org
madelinesyearbooksite.weebly.com

Ashley Wong, Junior Editor
ashley.wong@lejardinacademy.org
<http://ashleyyearbookreflections.weebly.com/>

Quinn Alsagoff, Junior Editor
quinn.alsagoff@lejardinacademy.org
<http://quinnyearbooksite.weebly.com/>

Mrs. St John's Site mrsstjohnsite.weebly.com

Sam Brown	http://samjbrown.weebly.com/
Kelly Buck	http://kellybucksite.weebly.com/
Mia Cremer	http://mcremersite.weebly.com/
Chad Derosier	http://chaderosier.weebly.com/
CJ Jones	http://cjsbees.weebly.com/
Kacey Kuchenbecker	http://kaceysite.weebly.com/
Micah Madrid	http://maddogmicah.weebly.com/
Lili Maero	http://lili-yearbook.weebly.com/
Leina'ala Medeiros	http://leinaalablog.weebly.com/
Julia Miscovich	http://juliamisco.weebly.com/
Peter Orlich	http://petersyearbooksite.weebly.com/
Nick Pederson	http://yearbooknick.weebly.com/
Sebastian Sievert	sebastianyearbooksite.weebly.com
Gabby Smith	http://gabsmith.weebly.com/
Kasey Tamamoto	http://kaseysyearbooksite.weebly.com/
Renee van Bergejik	http://reenevanbsite.weebly.com/
Kaley Vatalaro	http://kaleysite.weebly.com/blog.html
Cielle Watjen-Brown	http://ciellesite.weebly.com/
Mala'e Wilcox	http://malaesite.weebly.com/

LeJardinAcademy Yearbook

Welcome

Unit 1: Aug. 20-Nov. 15

Unit 2: Nov. 16-March 4

Unit 3: March 4-May 29

Blogs

Links

Contact

Unit 3: Cycle 3 (April 24-May 1)



Important Links and Passwords

[Return to Welcome Page](#)

Photo by Lili.

[Wikispaces](#)

The Josten's Website

yearbookavenue.jostens.com/

Year: 2013

Job Number: 18436

Login: the first 5 letters of your last name, then your first initial

Password: use the same password for this site, your Weebly site, and Replayit

Weebly.com

Students log in at: <http://students.weebly.com>

User Name: the first 5 letters of your last name, then your first initial

Password: use the same one that you used for the Josten's site.

Wikispaces.com

After you create an account, you can go directly to our Wikispaces at

<https://ljayearbookwiki.wikispaces.com/>

Replayit

www.replayit.com/

Register first.

Step 1: Enter the school name and info (Le Jardin Academy/Kailua/Hawaii), select from the list, and click continue.

Step 2: Enter the school password (LJAYearbook1), click the box about your age, and click continue.

Step 3: Enter your information to create an account. I recommend that you use your school email (susan.stjohn@lejardinacademy.org) and your same password for the Josten's site.

Replay Private Photo Submission

images.jostens.com

Login ID: 400143442

Password: PhotoDesgn

dropbox.com

Step 1: Click on "Sign in" in the top right corner.

Step 2: Enter my email address: susan.stjohn@lejardinacademy.org

Step 3: Enter the password: RuleofThirds

Step 4: To upload a photo or document, click on the icon that looks like a paper with a blue arrow.

LeJardinAcademy Yearbook

Welcome

Unit 1: Aug. 20-Nov. 15

Unit 2: Nov. 16-March 4

Unit 3: March 4-May 29

Blogs

Links

Contact

Unit 3: Cycle 3 (April 24-May 1)



Contact Information

[Return to Welcome Page](#)

Photo by Kaley.

Contact Information.

Tech Support

Whenever you have technical problems with the Josten's website, feel free to contact their tech support at:

1.800.328.2435

Available from 7:30a.m.-8p.m. CST (They are 5 hours ahead of us.)

Mrs. Willett

Our Josten's Representative is:

Maureen Willett

maureen.willett@jostens.com

There may be times that I suggest that you contact Maureen, but use the tech support first.

[Mrs. St John](#)

The best way to contact me is to send me an email at: susan.stjohn@lejardinacademy.org. You may use the contact form below. You can also talk to me after class, or during the online class meetings.

[Send me a message.](#)

Name *

First

Last

Email *

Comment *

Submit

LeJardinAcademy Yearbook

Welcome

Unit 1: Aug. 20-Nov. 15

Unit 2: Nov. 16-March 4

Unit 3: March 4-May 29

Blogs

Links

Contact

Unit 3: Cycle 3 (April 24-May 1)




Unit 3: Cycle 3

April 24-May 1

[Return to Welcome Page](#)

Unit 3: Cycle 3 Assignment Due April 30, 2013

Log your committee work on the Wiki, and be prepared to report your progress to the class.



Create a [free website](#) with **weebly** 

LeJardinAcademy Yearbook

Welcome

Unit 1: Aug. 20-Nov. 15

Unit 2: Nov. 16-March 4

Unit 3: March 4-May 29

Blogs

Links

Contact

Unit 3: Cycle 3 (April 24-May 1)



Theme.

The theme needs to be decided at the end of the previous year, or during the summer, as the cover needs to be submitted in August. For this reason, the junior and senior editors meet and decide the theme.

[Look at this slide presentation on developing a concept and theme for a yearbook.](#)

[A more in-depth look at developing concept.](#)

Theme Ideas.

2013 Theme

This year the theme is quite sophisticated, and it'll lend itself to some striking visuals. It will take some work on the staff's part, to understand the term and how to carry it out. The editors will work with us on this.

The theme for 2013 is:

Mise-en-Scene (with an accent over the 3rd "e")

Mise-en scene is a French film term. It is a hard word to define, as with many French terms, but it basically means telling a story in a visual and artful way. It can also mean "décor" or "scenery". In film, the mise-en-scene usually involves the storyboarding, acting, cinematography, lighting, and costume and stage design. In a yearbook, the mise-en-scene might involve the photos, the fonts, the color choices, the layouts, and organization of the book. In a movie, the director is the one who oversees the use of mise-en-scene. The mise-en-scene can be carried throughout a movie to provoke certain feelings or emotions in the viewer. The theme is basically a movie theme.

Throughout the yearbook, we'll try to create a certain feeling. We're going for a look that is

simple and elegant, classic but also modern. We might use looks from different movie eras for different sections of the book. We'll also try to tell a story through the photographs, using sequence shots or different shots of the same event to capture the whole story. Headlines can tie into the theme of movies. For the senior pages, each senior's spot might be like a tiny story, a little movie of their moments. Simple and elegant, black and white pages with maybe some accent colors. We'll try to avoid clipart as much as possible.

Create a [free website](#) with 

LeJardinAcademy Yearbook

Welcome

Unit 1: Aug. 20-Nov. 15

Unit 2: Nov. 16-March 4

Unit 3: March 4-May 29

Blogs

Links

Contact

Unit 3: Cycle 3 (April 24-May 1)



Photography Skills.

1. [Photography Slideshow: Storytelling](#)

2. [Photography PPT: Basic Composition](#)

This is available on Managebac. After you log-in, click on "classes", click on "TechMYP5: Yearbook". Then go to the second menu bar, and click on "files". This one is titled "Photography 101"

3. [Josten's Photography Slide Presentation](#)

4. [Cambridge in Color: Rule of Thirds](#)

5. [Fill your Frame.](#)

6. [Get Closer.](#)

7. [Action Photography](#)

LeJardinAcademy Yearbook

Welcome

Unit 1: Aug. 20-Nov. 15

Unit 2: Nov. 16-March 4

Unit 3: March 4-May 29

Blogs

Links

Contact

Unit 3: Cycle 3 (April 24-May 1)



Writing Skills.

Caption Writing

LeJardinAcademy Yearbook

Welcome

Unit 1: Aug. 20-Nov. 15

Unit 2: Nov. 16-March 4

Unit 3: March 4-May 29

Blogs

Links

Contact

Unit 3: Cycle 3 (April 24-May 1)



Typography Skills:

This Page is Under Construction: It'll Be Coming Soon!

LeJardinAcademy Yearbook

Welcome

Unit 1: Aug. 20-Nov. 15

Unit 2: Nov. 16-March 4

Unit 3: March 4-May 29

Blogs

Links

Contact

Unit 3: Cycle 3 (April 24-May 1)



Layout Skills


[Return to Welcome Page](#)

Layout Skills.

[Design Proximity Presentation](#)

[Handout on Rails of White Space](#)

[Layout Checklist](#)



Create a [free website](#) with **weebly** 

LeJardinAcademy Yearbook

[Welcome](#)

[Unit 1: Aug. 20-Nov. 15](#)

[Unit 2: Nov. 16-March 4](#)

[Unit 3: March 4-May 29](#)

[Blogs](#)

[Links](#)

[Contact](#)

[Unit 3: Cycle 3 \(April 24-May 1\)](#)



Distribution

[Planning a Launch Event](#)